

NEW! Heavy Duty Manual & Electric Hose Reels!



12" Heavy Duty Aluminum Manual Reel

18" Heavy Duty Aluminum Electric Reel

12" U-Channel Aluminum Manual Reel

USES

These hose reels are ideal for pest control, lawn care, pressure washing, softwash, agriculture, municipal water, fire protection, carpet cleaning, industrial and much more.

PERFORMANCE

Our direct drive 12 volt gear motor ensures a smooth and quiet operation while eliminating the need for sprockets, chains and covers. In the event of a power loss, the thru-shaft design allows the operator to use a hand crank in a matter of seconds. Our reels are built with the highest quality materials to withstand the most demanding conditions of any application. Bolt-on components, easy service and mounting holes compatible with popular brands make service and replacement simple.

MODELS

HR-12ALU-M	12" Aluminum, Manual U-Channel Reel
HR-18ALU-M	18" Aluminum, Manual U-Channel Reel
HR-12ALF-M	12" HD Aluminum, Manual Hose Reel
HR-18ALF-M	18" HD Aluminum, Manual Hose Reel
HR-22ALF-M	22" HD Aluminum, Manual Hose Reel
HR-12ALF-E	12" HD Aluminum, Electric Hose Reel
HR-18ALF-E	18" HD Aluminum, Electric Hose Reel
HR-22ALF-E	22" HD Aluminum, Electric Hose Reel



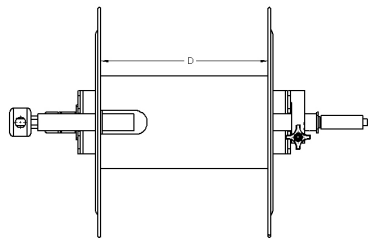
On Stainless Steel Cores

- 1 Schedule 40 1 1/4 316 SST core with **LIFETIME WARRANTY** and threaded riser eliminates possibility of weld corrosion.
- 2 Direct drive motor eliminates chain and sprockets and features disengagement lever for easy free-spooling.
- 3 Heavy duty aircraft grade aluminum frames allow for easy stacking for multiple hose reel applications.
- 4 Long lasting stainless steel swivel.
- 5 Aluminum discs, PVC Spool, Stainless steel hardware and stainless steel core.
- 6 Mounting holes compatible with popular brands.
- 7 Mounting points for optional rollers for smooth coiling.
- 8 Bolt-on parts for easy service.
- 9 Standard 1/2" NPT threads.

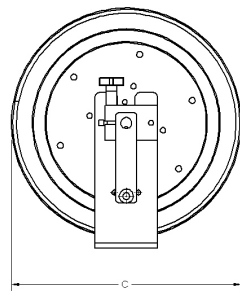
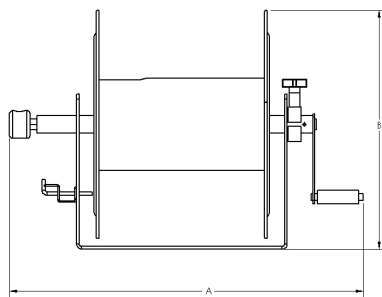
NEW! Heavy Duty Manual & Electric Hose Reels!



U-Channel



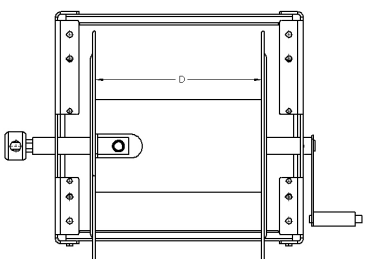
SIZE	A	B	C	D
12"	25.75"	17.25"	16.50"	12"
18"	31.75"	17.25"	16.50"	18"



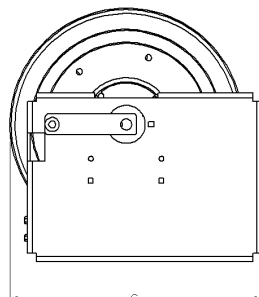
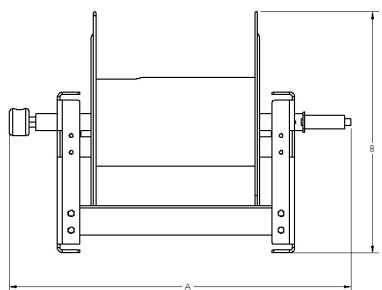
All Reels Feature **HARDCORE** Schedule 40 1 1/4 316 Stainless Steel Core with **LIFETIME WARRANTY**.

Part	Width	Style	Hose Diameter													
			ID	1/4"	3/8"	1/2"	5/8"	3/4"	1"							
HR-12ALU-M	12"	U-Channel	OD	5/8"	3/4"	7/8"	1"	1 9/32"	1 9/16"	Capacity	425	300	200	150	90	42
HR-18ALU-M	18"	U-Channel	OD	5/8"	3/4"	7/8"	1"	1 9/32"	1 9/16"	Capacity	625	450	325	225	150	55
HR-12ALF-M	12"	HD Manual	OD	5/8"	3/4"	7/8"	1"	1 9/32"	1 9/16"	Capacity	425	300	200	150	90	42
HR-18ALF-M	18"	HD Manual	OD	5/8"	3/4"	7/8"	1"	1 9/32"	1 9/16"	Capacity	625	450	325	225	150	55
HR-22ALF-M	22"	HD Manual	OD	5/8"	3/4"	7/8"	1"	1 9/32"	1 9/16"	Capacity	N/A	550	400	300	180	75
HR-12ALF-E	12"	HD Electric	OD	5/8"	3/4"	7/8"	1"	1 9/32"	1 9/16"	Capacity	425	300	200	150	90	42
HR-18ALF-E	18"	HD Electric	OD	5/8"	3/4"	7/8"	1"	1 9/32"	1 9/16"	Capacity	625	450	325	225	150	55
HR-22ALF-E	22"	HD Electric	OD	5/8"	3/4"	7/8"	1"	1 9/32"	1 9/16"	Capacity	N/A	550	400	300	180	75

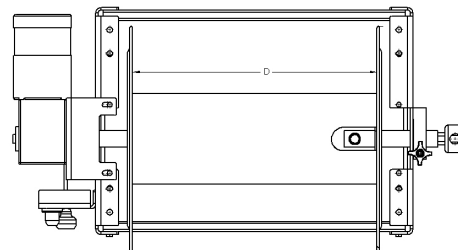
HD Manual



SIZE	A	B	C	D
12"	25.75"	18"	18"	12"
18"	31.75"	18"	18"	18"
22"	35.75"	18"	18"	22"



HD Electric



SIZE	A	B	C	D
12"	27.50"	18"	18"	12"
18"	33.50"	18"	18"	18"
22"	37.50"	18"	18"	22"

